



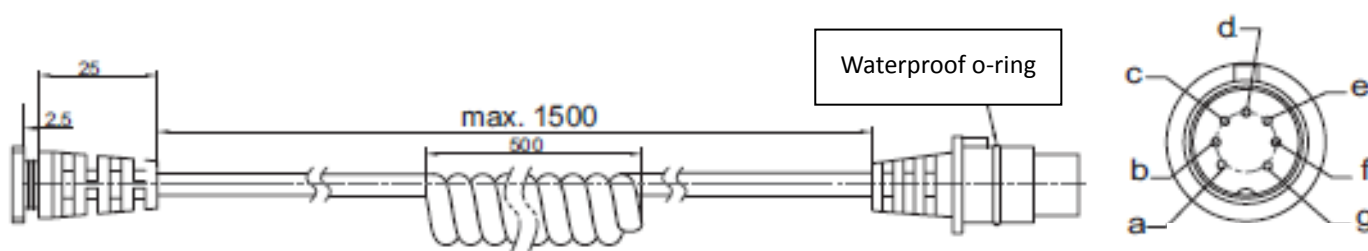
TECHNICAL SPECIFICATIONS

Combinations	-2 buttons / 1 actuator (Master foot-switch) -4 buttons / 2 actuators (Master foot-switch + Slave foot-switch) -6 buttons / 3 actuators (Master foot-switch + 2 x Slave foot-switches)
Protection grade	IP54
Colour	light grey for housing/ black for buttons

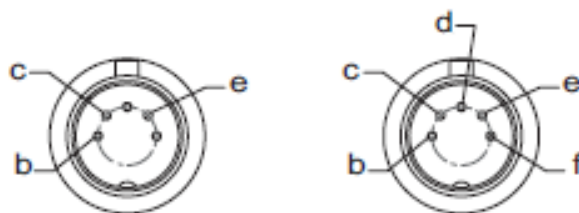
Options :

Protection grade	IP65 / IP66
------------------	-------------

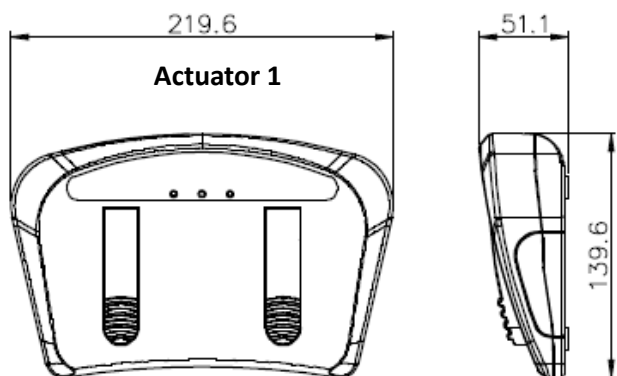
CONNECTION DIAGRAM



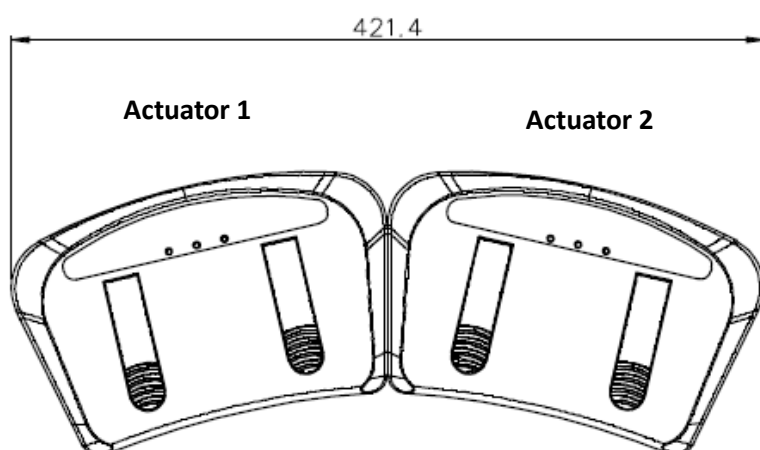
- b** : Actuator 1 extended
- c** : Actuator 1 retracted
- d** : Actuator 2 extended
- f** : Actuator 2 retracted
- a** : Actuator 3 extended
- g** : Actuator 3 retracted
- e** : + (VDC)



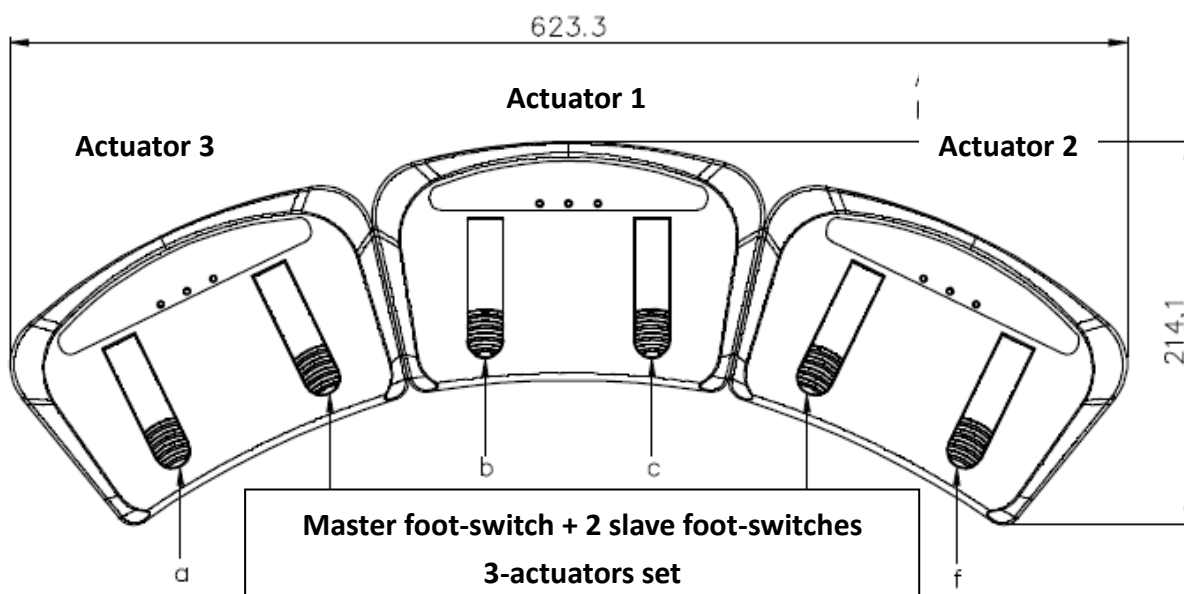
COMBINATIONS



Master foot-switch
1-actuator set



Master foot-switch + slave foot-switch
2-actuators set



Master foot-switch + 2 slave foot-switches
3-actuators set

USAGE NOTICE

BEWARE : THE FOOT-SWITCH CONTROL PL2 MUST BE USED ON A PLANE SURFACE

