



TECHNICAL SPECIFICATIONS

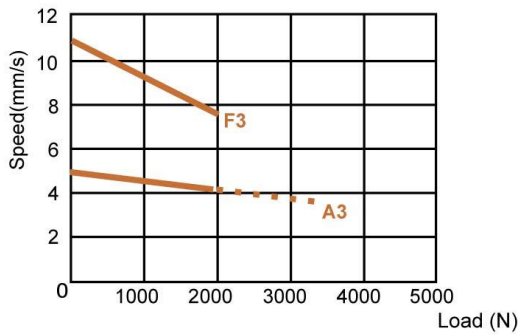
Motor type	24 Volts DC or 12 Volts DC
Maximum strength	3500 N in push / 2000 N in pull
Strokes	standard or tailor-made
Speed	maximum 11.4 mm/ sec. unloaded
Protection grade	IP20
Operating temperatures	+5° to +40°
Duty cycle	10% (2 mn operation / 18 mn rest)
Compatibility with control boxes	TB / TSE / TST / TSW / CBP / NOVOMAT
Colour	black

Options :

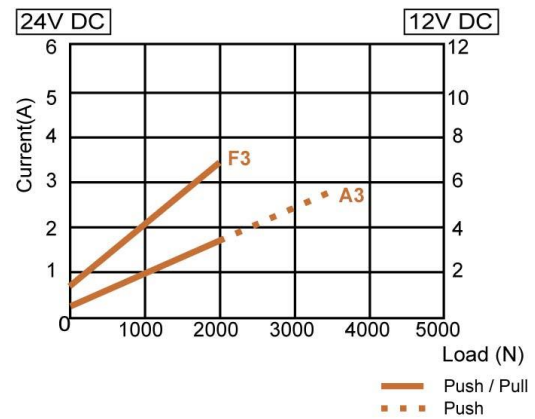
Mechanical safety	Push Only
Fixing type	various models with or without clevis

PERFORMANCES

Speed / Load

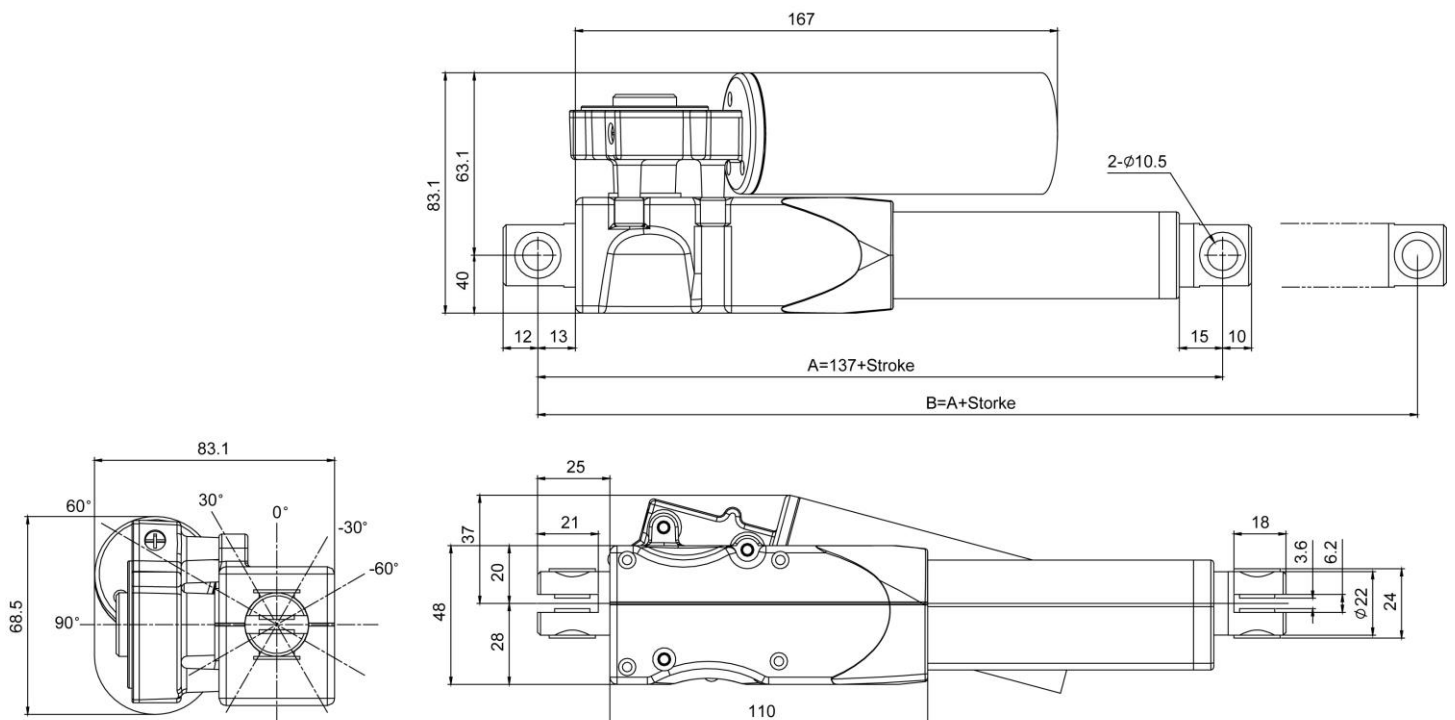


Current/ Load



DIMENSIONS

Stroke (mm)	100	150	200	250	300	350	400	450	500	550	600
Retracted length (mm)	241	291	341	391	441	510	560	610	660	710	760
Extended length (mm)	341	441	541	641	741	860	960	1060	1160	1260	1360



※ The retracted length is 192 mm if the desired stroke is < 55 mm.