



## TECHNICAL SPECIFICATIONS

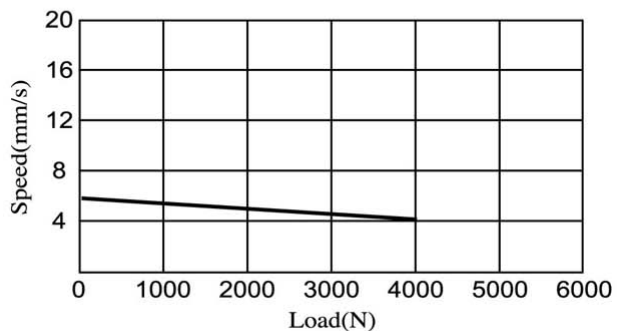
Input Power supply	100 VAC to 240 VAC
Switch Mode Power Supply	internal SMPS
Protection grade	IP 43
Thrust capability	-version 2 x 4 500 N -version 2 x 6 000 N
Speed	5 mm / sec unloaded
Strokes	standard 87 mm / 69 mm
Installation dimension	581 mm
Emergency lowering reset	by 2 x 9 V batteries
Colour	black
Control types	compatible with all models including radiofrequency
Operation temperature	+5° to +40°
Protection class	Class II
Duty cycle	2 mn operation / 18mn rest (10%)

### Options :

Switch Mode Power Supply	external SMPS box
Additional outputs for actuators	For 1 or 2 linear actuators (V10, V20, V30...)
Memory positioning	with Hall Effect sensors
Protection grade	IP54
Colour	Light grey (RAL 7035)

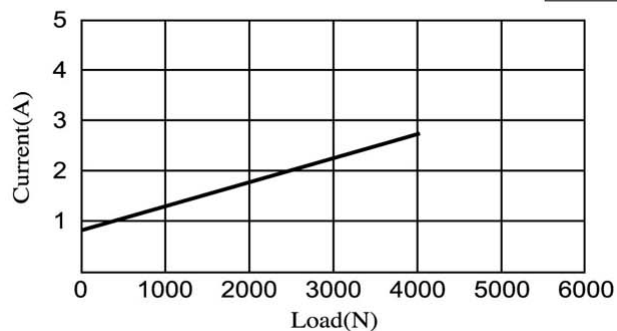
## PERFORMANCES

SPEED / LOAD

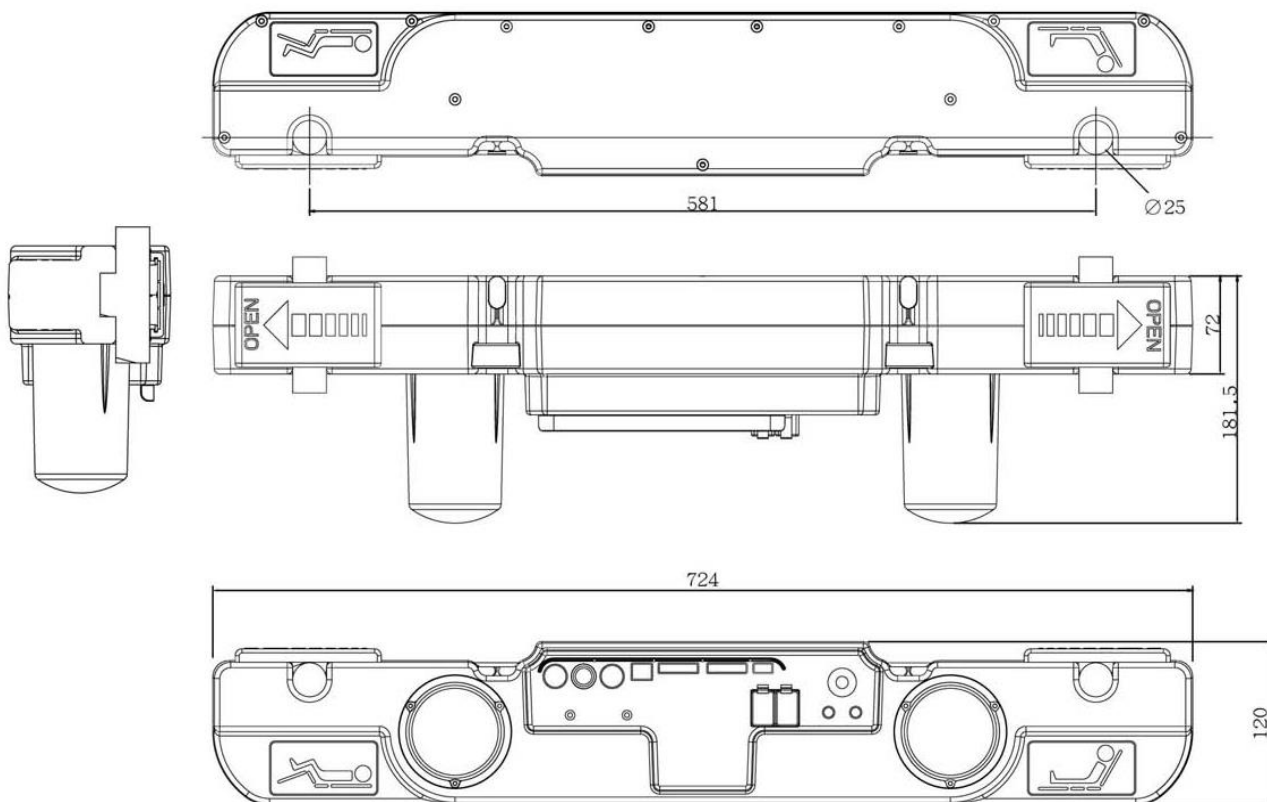


CURRENT / LOAD

24V DC



## DIMENSIONS



Unit = mm